

ADTS 405 Series

Air Data Test Systems

- High accuracy
- RSVM compatible
- Flightline and rack mount versions
- Civil and military specifications
- Integral or remote pressure/vacuum supplies
- Fully programmable for aircraft type
- Single operator, ground or cockpit
- Protection for aircraft instruments



Air Data Test Systems

The ADTS 405 is the latest in a series of reliable, high accuracy, air data test systems. The rugged, compact design has evolved as a result of Druck's continuous research and development, customer feedback and experience gained from manufacturing thousands of automatic pressure controllers. This has enabled performance, maintainability, and operational simplicity to be optimised.

- National and international civil airlines
- Military forces
- Aircraft manufacturers
- Ground support organisations
- Corporate fleet owners

Fully programmable for a wide range of fixed or rotary wing aircraft operating envelopes, the ADTS 405 enables vital flight instrumentation such as altimeters, airspeed indicators, rate of climb indicators, Mach meters and air data computers to be accurately and rapidly tested. A remote control hand terminal enables the instrument to be driven from the cockpit or flight deck by a single operator.



The rack mounting ADTS 405 features in the flightline ADTS 405F

Remote hand terminal allows aircraft test from cockpit

Flightline version features integral pressure/vacuum supplies

ac powered or 28 Vdc from aircraft supply

Pitot-static connections supplied with interconnecting pressure hoses

Single rugged military style case, with wheels for flightline use

Dual carrying handles provided for ease of transportation

Hand terminal cable extension allows up to 50 m (160') remote operation

ADTS 405 Series

Air Data Test Systems

This versatile instrument can be supplied in three formats:

- **ADTS 405 - RACK MOUNTED UNIT**
- **ADTS 405F - TRANSPORTABLE FLIGHTLINE UNIT**
- **ADTS 405C - TOWABLE CART UNIT**

ADTS 405 - RACK MOUNTED UNIT

This is a compact, 19" rack mounting unit for laboratory or workshop use. It is ideal for integration with ATE systems, or simply for use as a convenient bench top tool. Pneumatic connections are available via either the front or rear panel to suit specific applications. An optional matched pressure/vacuum supply unit (PV103R) is available as a separate rack module.

ADTS 405F - TRANSPORTABLE FLIGHT LINE UNIT

This is a self contained portable unit with integral pressure/vacuum supplies, housed in a single military standard enclosure. It is ideal for calibration and simulation on the flightline.

ADTS 405C - TOWABLE CART UNIT

This is a self-contained unit with both pressure/vacuum sources, mounted in a towable enclosure. It is ideal where security is paramount and provides lockable storage for associated hoses and fittings. A simplified termination plate is provided for both electrical and pneumatic connections which also allows an optional Line Switching Unit (LSU 100) to be fitted. This enables centralised control of multiple aircraft tests, which can be carried out sequentially by automatic switching of up to four Ps and Pt ports.

INSTRUMENT OPERATION

All the instruments can be controlled directly via the membrane keypad/display on the front panel. A remote control terminal for cockpit/flight deck operation is supplied as standard (optional for ADTS 405). This enables a single person to complete the entire test program, whilst conveniently seated in the aircraft.

A wide range of calibrations and simulations can be performed which monitor and control Ps, Pt, Qc, Mach, Rate of Climb, EPR. The instrument can be scaled in numerous units including ft, knots, in Hg, mbar, psi, in H2O. In addition Mach or airspeed can be held constant whilst altitude is controlled.

The ADTS 405 series is specifically designed to ensure that the instrument or aircraft system under test cannot be damaged.





TEST PROGRAM MANAGEMENT

Optional Test Program Manager (TPM) software enables the system to be run directly from a PC such as a laptop. This feature permits complex test routines to be stored, actioned and resulting data formatted as required.

The TPM allows programs to be downloaded from a PC and stored internally within the instrument, reducing the need for bulky manuals and test routines in the confined space of the cockpit.

THE PREFERRED CHOICE OF THE MILITARY

Military authorities throughout the world have adopted the ADTS 405F variant as standard equipment such as:



US Army
NSN 4920-01-388-6790



US Navy
NSN 4920-01-449-8072





UK RAF
NSN 6625-99-567-0696



REMOTE CONTROL TERMINAL

The remote control terminal is a rugged handheld unit which provides the operator with all the display and keypad facilities featured on the ADTS 405 front panel. Operation from the flightdeck is then possible by a single operator. An 18m long and a 2m long cable are supplied as standard. Examples of the many keypad functions are listed below:

ALT/Ps	Altitude read and value entry.
SPEED/Qc	Airspeed read and value entry.
Mach/Pt	Mach number.
EPR	Engine Pressure Ratio test (Ps/Pt for inlet/exhaust.)
RoC/Ps Rate	Rate of Climb value entry and timing display.
Rate Timer	Select timing for RoC testing or leak testing.
Hold	Freeze control value to 'on state' at current conditions.
Rate	Rate control for Pt channel.
Leak Measure/Control	Select Measure or Control Mode - start up in Measure Mode.
Ground	Controlled vent to ground and read QFE/QNH.
Local/Remote	Control/transferred to ATE/IEEE 488.
Port	Select multi-outputs on Ps and Pt if fitted.
Print	Print displayed values if printer connected.
Execute Test Program	Manual stepping of inbuilt TPM program.
Help	Provides advice to operator on control procedures as required.
Set Up	Select units, limits, local conditions, display format, etc.



Cart version ADTS 405C

ADTS 405 Series

Air Data Test Systems



MEASUREMENT SPECIFICATION

PARAMETER	OPERATING RANGE	RESOLUTION	ACCURACY	REPEATABILITY
Altitude	-3,000 to +80,000 ft ⁽²⁾	1 ft	3 ft at sea level (1) 7 ft at 30,000 ft (1) 29 ft at 60,000 ft (1)	±1ft ±2ft +7ft
Static Sensor	35 to 1355 mbar abs (1 to 40 in Hg)	0.01 mbar (0.0001 in Hg)	±0.1 mbar (+0.003 in Hg)	±0.05 mbar +0.0015 inHg
Airspeed	10 to 850 knots ⁽⁴⁾ or 10 to 1,000 knots	0.1 kts 0.1 kts	±0.5 kts at 50 kts ±0.07 kts at 550 kts +0.05 kts at 1,000 kts	±0.4 kts ±0.02 kts +0.02 kts
Pitot Sensor	35 to 2700 mbar abs (1 to 80 in Hg) or, 35 to 3500 mbar abs (1 to 103 in Hg)	0.01 mbar 0.0001 in Hg 0.01 mbar 0.0001 in Hg	±0.5 kts at 50 kts +0.007% FS	0.05 mbar rising to 0.17 mbar 0.0015 in Hg rising to 0.005 in Hg
Rate of Climb	0 to 6000 ft/min ⁽³⁾	1 ft/min	±1% of value	±0.5%
Mach	0 to 10,000 ⁽⁴⁾	0.001	Better than 0.005	0.001 rising to 0.005
Engine Pressure Ratio (EPR)	0.1 to 10	0.001	Better than 0.005	

Notes.

1. Accuracy at ambient 5° to 35°C
For -10° to +50°C x 1.5.
For ±2°C lab use x 0.5.
2. 105,000 ft available (control
with suitable vacuum pump).
3. 100,000 ft/min rates selectable
- limit protected for safety
- volume dependant.
4. Limits settable to prevent
excessive mach. (Civil limit
Mach 1.)

RACKMOUNTED ADTS 405

The ADTS 405 is a 19" rack mounting module housing the main control system with local front panel display and keypad. The remote hand terminal is optional for this model and a matched separate pressure/vacuum supply unit is available - please refer to PV 103R Datasheet.

Scaling Factors

Altitude - ft metres
Airspeed - knots, km/hr, mph
Others - mbar, in Hg, in H2O (4°C, 20°C, 60°F),
mm Hg, kPa, hPa, psi.

Alternatives

Airspeed - CAS (calibrated)
- TAS (true - ability to enter
temperature)

Rate Control/Indication

RoC Rate of Climb Rt Ps Rate of Static
Rt Pt Rate of Pitot Rt Qc Rate of Pt-Ps
Rt CAS Rate of calibrated airspeed
Rt EPR Rate of engine pressure ratio

Overpressure

Negligible calibration change with up to 2 x FS
overload applied.

Calibration Stability

Better than 50ppm per year.

Recalibration

Simple keypad instruction. 12 month interval
suggested. use of primary standard pressure
reference is recommended e.g. Ruska model 2465
Deadweight Tester

Display

LCD backlit, supertwist/wide angle viewing. 123 x
42mm (4.8" x 1.6") window with 4 lines of 20
characters 8mm (0.3") high. Optional hand terminal
display window 73 x 24 mm (2.87" x 0.95")

Response

2 readings per second display value update.
5 readings per second interface and control system
updates.

Power Supplies

90 to 260 Vac, 47 to 440 Hz.
100 VA normal, 400 VA max.

Power Failure Protection

In the event of a power interruption, the output ports
will be vented to ambient conditions safely. On
power reconnect, the system is in measure mode.

Self Test

Integral test routines and reporting for both electrical
and pneumatic faults.

Digital Interfaces

Parallel printer interface available as standard.
IEEE488.2 optional - earlier versions also available.

Temperature Range

Calibrated 5° to 35°C
Operating -10° to 50°C
Storage -20° to 70°C

Sealing

ADTS 405 front panel is rainproof.

Humidity

0 - 90% condensing. "Tropicalised" pcb's to
MILT-T-28800

Shock/Vibration

MILT-T-28800 Class 2.

Safety Performance

EN50081-1 for EMC emissions
EN50082-1 for EMC immunity
EN61010 for electrical and mechanical safety

Physical

13 kg (29 lb) nominal. Case
dimensions 485 x 270 x 305 mm (19" x 10.5" x 12").

Pneumatic Connections

Front panel mounted fittings with blanking caps.
Static - AN-6 37° flare
Pitot - AN-4 37° flare
Fitted with replaceable filters
Vacuum (AN6) and pressure (AN4) supply fittings on
rear panel with 2.5m (8') long mating hoses.

Pneumatic Supplies

For normal use, dry air with source pressure at a
maximum 25% above specified pressure range.
Compatibility with other dry, non-corrosive gases can
be provided. Please refer to Druck.

FLIGHTLINE ADTS 405F

Transportable military cased version incorporating the
ADTS 405 with built-in pressure/vacuum supplies.
Control is via local keypad/display or standard remote
control terminal.

Power Supply

90 - 260V ac, 47 to 440 Hz, 500 VA. 28V dc option
available.

Digital Interfaces

Standard parallel printer connection accessible via
front panel protection cover. IEEE488 optional.

Sealing

Weatherproof in operating mode (lid removed).

Electro Magnetic Compatibility

To MIL-STD-461D

Physical

35 kg (77 lb) and 762 x 320 x 480 mm (30" x 13" x
19") nominal. Wheels supplied for ease of transport.

Pressure/Vacuum Unit

Integral pneumatic supplies (PV 103F). Auxiliary
connections for external supplies to boost or drive
other equipment. Supply for vacuum hold down
static adaptors also provided.

CART MOUNTED ADTS 405C

Towable, chassis mounted package incorporating the
ADTS 405 with pressure/vacuum supplies and ability
to include a Line Switching Unit (LSU) for multiple Ps
and Pt outlets. For LSU please refer to separate
Product Note. Control is via cart mounted display or
standard remote hand terminal.

Power Supply

As ADTS 405F with 10m (33') retractable ac
power lead.

Sealing

Weatherproof with all doors closed.

Physical

250 kg (550 lb) and 1150mm high x 1350mm long x
700mm wide (54" x 45" x 27") nominal.

Towing

Maximum safe speed 15 km/h (10mph). Foam filled
wheels 381mm (15") diameter and a steering wheel
254mm (10") diameter, nominal.

ADTS 405 Series



Air Data Test Systems

OPTIONS

- (A) ADTS 405 Remote Control Terminal
A handheld remote control facility for the Rackmount ADTS 405 (standard with ADTS 405F/ADTS 405C). Complete with 2m (6') long cable.
- (B) Lid Mounted Switching Manifold
Two 5 way manifolds for multiple output Ps & Pt ports. Each line has an individual manual shut-off valve.
- (C) 28 Vdc Operation
In addition to ac supply, a second power connector enables 28 Vdc input for Rack, Flightline or Cart versions.
- (D) ADTS 405 Bench Case
A case to enclose the ADTS 405 19in rack unit for benchtop use.
- (E1) IEEE488 Interface (SCPI version)
Current ADTS communications protocol.
- (E2) IEEE488 Interface (1975 version)
Compatible with earlier ADTS units.
- (E3) IEEE488 Interface (SCPI & 1975)
Both (E1) and (E2) provided for user choice.
- (F) ADTS 405 Rear Ps/Pt Connections
Duplicate connections provided at the rear in addition to front panel.
- (G) Test Program Manager
A software package with serial interface mode adaptor. Permits laptop PC based control and program download for resident test routines. Please refer to Product Note for further details.
- (H) Altimeter Encoder Interface
For altimeters with ICAO reporting encoders. Permits display of the bit stream and reporting of altitude value.
- (J) ARINC 429 Interface
Permits the ADTS to monitor data from an aircraft bus, display the 12 pitot static label information and transmit to the aircraft. Please refer to Product Note for further details.

ACCESSORIES

ac power lead - 5m length (16' approx) Ps + Pt hoses - 2.5m lengths (8' approx) Pressure/vacuum hoses (ADTS 405 only)

Operation manual and calibration certificate also supplied as standard.

CALIBRATION STANDARDS

Instruments manufactured by Druck are calibrated against precision calibration equipment traceable to international standards.

Continuing development sometimes necessitates specification changes without notice.

RELATED PRODUCTS

Pressure/Vacuum Supply Unit

For use with the ADTS 405, the PV 103R is a 19" rack mounting module for ATE systems and features low maintenance dry pumps.



Line Switching Unit

Enabling automatic selection of multiple Ps and Pt outlets, the LSU 100 (rack version) or LSU 101 (flightline version) is available for use with Druck Air Data Test Systems.



Calibrators and Pressure Sensors

Druck offer a complete range of precision calibrators for the field, workshop or laboratory. These include primary and secondary pressure standards from Druck companies, Ruska Instrument Corporation and Pressurements. Druck also manufacture a wide range of pressure transducers and transmitters for ground/flight test and flight qualified applications.




Please refer to Druck for further information on these products.

ORDERING INFORMATION

Please state the following (where applicable):-

1. ADTS 405, ADTS 405F or ADTS 405C.
2. Pressure range required for Pt.
3. Minimum/maximum airspeed limits.
4. Options and related products if required.



Druck Limited
Fir Tree Lane, Groby
Leicester LE6 0FH England
Tel: +44 (0) 116 231 7100
Fax: +44(0) 116 231 7103
E-mail: sales@druck.com
Internet: <http://www.druck.com>



Agent